

Celerity Universal Fiber Optic DisplayPort Connector and Cable System

Step 1: Pre-wiring the Universal Fiber Optic (UFO) Cable

Celerity UFO cables are bi-directional and may be installed from the source or display location. Always observe proper techniques and best practices for installing fiber optic cables.

- Recommend using a fiber optic cable pulling eye and conduit compound or pulling lubricant.
- When taping a pulling eye or sleeve to the fiber optic cable, ensure that the tape secure point is 2"-3" away from the fiber optic connector.
- Never apply pressure on or pull from the fiber optic connector.
- Do not pinch fiber cable between fingers. Doing so may permanently damage the fiber optic cable.

Do not remove the protective caps from the fiber optic connectors until the Celerity TX or RX Connector Cable is ready to be attached to the fiber optic cable.

The precision fiber optic end surface on each Celerity Universal Fiber Optic Cable must be kept clean or signal transmission may fail.

Step 2: Attaching the T and R (transmitting and receiving) Connector Cables

Remove the protective cap one at a time from the T or R Connector Cables and the corresponding connector of the UFO cable. Immediately connect the two parts together using the supplied Celerity UFO Coupler. The T Connector Cable (transmitter) is attached at the source location and the R Connector Cable (receiver) is attached at the display location.

The fiber optic connectors and the coupler are keyed so that only the correct alignment is possible. If you encounter resistance, do not use force. Remove and check the connector ferrule for proper key orientation.

The T and R Connector Cables have guide pins and the UFO cable connectors have guide pin receptacles to ensure correct alignment.

Attaching the T and R connectors into the coupler will result in an audible click-lock. The connector lock may be released by pulling its blue center section towards the fiber optic cable. Gently pull the connector out from the coupler if necessary.

ALWAYS REPLACE THE PROTECTIVE CAP ON ALL FIBER OPTIC CONNECTORS WHEN EXPOSED. THE END SURFACE MUST BE KEPT CLEAN.

Connection Diagrams

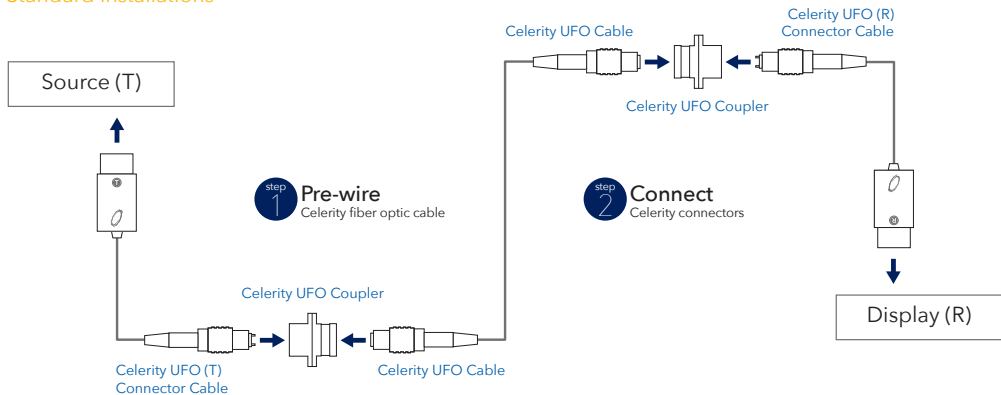
LED Display Indicators

Ensure that the blue LEDs on the end of the UFO T and R connectors are illuminated when the source and display are powered.

Support

For further assistance, contact support@celeritytek.com or call 949.453.9988 from 9:00a until 5:30p Pacific Time.

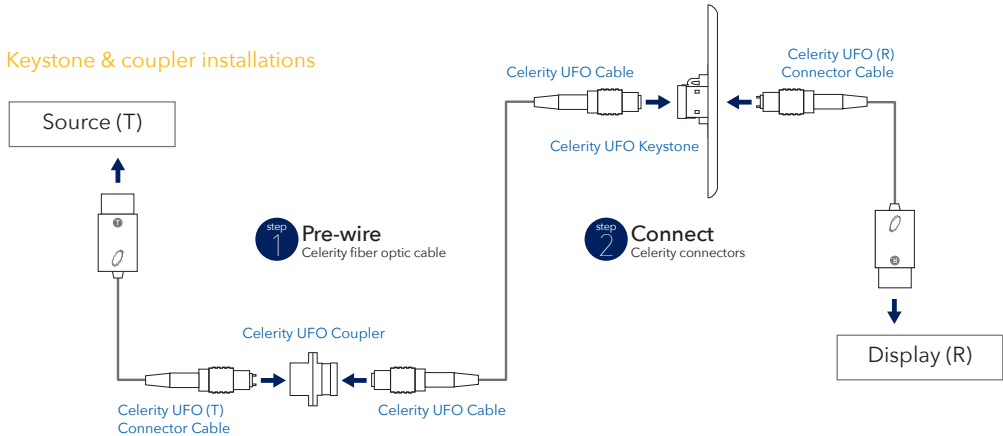
Standard installations



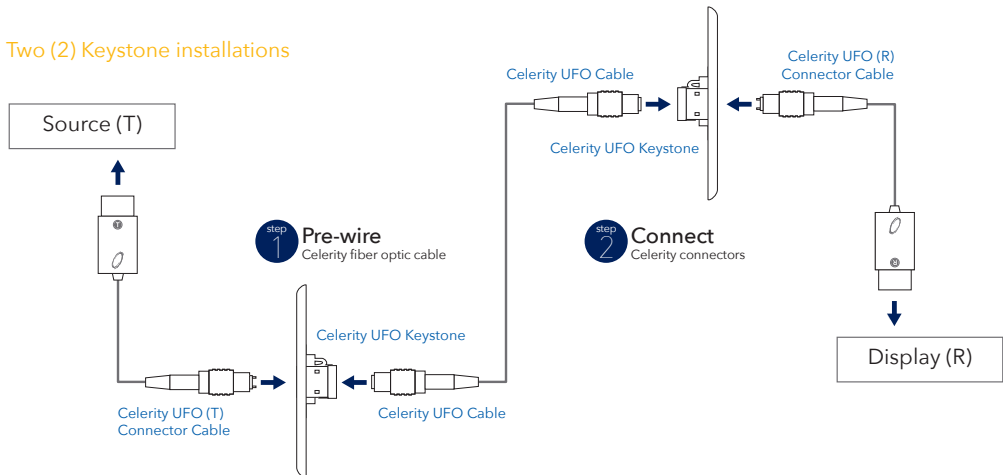
Connection Diagrams

Celerity UFO Keystone may be used as needed with a coupler, or at both ends. Celerity UFO Keystone and wall plates are available separately.

Keystone & coupler installations



Two (2) Keystone installations



Limited Warranty

Celerity Technologies warrants this product against defects in material or workmanship for a period of 24 months from the original date of purchase. Celerity Technologies will, at its sole option, (i) repair the product using new or refurbished parts, or (ii) replace the product with a new or refurbished product. For purposes of this Limited Warranty, "refurbished" means a product or part that has been returned to its original specifications. IN THE EVENT OF A DEFECT, THESE ARE YOUR EXCLUSIVE REMEDIES.

To obtain warranty service, you must deliver the product, postage prepaid, in accordance with instructions at Celerity Technologies' website: <http://www.celeritytek.com>.

This Limited Warranty only covers product issues caused by defects in material or workmanship during proper consumer or commercial use; it does not cover product issues caused by any other reason, including but not limited to improper consumer or commercial use, acts of God, misuse, limitations of technology, or modification of or to the product.

LIMITATION ON DAMAGES

ALL IMPLIED WARRANTIES, INCLUDING IMPLIED WARRANTIES OF MERCHANTABILITY OR FITNESS FOR A PARTICULAR PURPOSE, ARE EXPRESSLY LIMITED TO THE PERIOD OF TWO (2) YEARS FROM THE DATE OF PURCHASE. TO THE EXTENT NOT PROHIBITED BY APPLICABLE LAW, CELERITY TECHNOLOGIES SHALL NOT BE LIABLE FOR ANY INCIDENTAL, SPECIAL, INDIRECT, OR CONSEQUENTIAL DAMAGES WHATSOEVER, INCLUDING, WITHOUT LIMITATION, DAMAGES FOR LOSS OF PROFITS, CORRUPTION OR LOSS OF DATA, FAILURE TO TRANSMIT OR RECEIVE ANY DATA, BUSINESS INTERRUPTION OR ANY OTHER COMMERCIAL DAMAGES OR LOSSES ARISING OUT OF RELATED TO YOUR USE OF THE CELERITY TECHNOLOGIES PRODUCT.

Some state or jurisdictions do not allow the exclusion or limitation of incidental or consequential damages, or allow limitations on how long an implied warranty lasts, so the above limitations or exclusions may not apply to you. This Limited Warranty gives you specific legal rights and you may have other rights which vary from state to state or jurisdiction to jurisdiction. Please register this product at <http://celeritytek.com/warranty>. Retain your sales receipt for proof of date of purchase.

FCC Warning

This device complies with Part 15 of the FCC Rules. Operation is subject to the following two conditions: (1) this device may not cause harmful interference and (2) this device must accept any interference received, including interference that may cause undesired operation.

15.21 Caution: The user is cautioned that changes or modifications not expressly approved by the party responsible for compliance could void the user's authority to operate the equipment.